



GFCI Solutions

XG2, G200 & 7000 Series
1060 & 1070 and 1075 Series

EXPERIENCE. INNOVATION. EXPERTISE.



ericson.com

GFCI Solutions Overview Index



About Ericson	3
How it all Works Together	4
XG2 Series	5-7
XG2 Series Custom Design Form	8
G200 Series	9
G200 Series Custom Design Form	10
7000 and 1075 Series	11
1060 and 1070 Series	12
XG2 Y & W Series	13
Product Dimensions and Related Products	14
Notes	15



Go to [Ericson.com](https://ericson.com), and at the search bar  enter your part number for an Ericson cross or contact our applications team at 1-800-ERICSON. (374-4266)



About Ericson Manufacturing

Founded in 1918 with over a century of innovation, experience and expertise has given Ericson the unique opportunity to offer the industry a comprehensive line of products, designed with exceptional worker safety in mind. Robust design and precision manufacturing set Ericson apart for quality products offering exceptionally long service life.

Ericson prides itself on building over 98% of it's products in the US and Canada, giving our customers a reliable and secure supply line.


Our custom engineered products are designed to meet critical customer requirements for their most challenging applications and exceed their expectations, for highly engineered quality built products.

Thank you for considering Ericson Manufacturing products.



ERICSON®
SAFETY IS OUR STANDARD



Go to [Ericson.com](https://www.ericson.com), and at the search bar  enter your part number for an Ericson cross or contact our applications team at **1-800-ERICSON. (374-4266)**

How it works *together.*

For over **100 years**, Ericson has designed and engineered innovative products with a keen focus on worker safety. With decades of experience developing robust products for the most demanding applications, Ericson products deliver value through their exceptionally long service life and safety. Below is an illustration of how Ericson products All Work Together to deliver safe, reliable power and lighting to critical temporary applications.

① Jobsite Power

PTU

Power Transformation Units convert 480V or 600V power, to lower voltages used for portable tools and lighting.

② Jobsite Power

PDC/PDU

Power Distribution Unit provide local power with overload, open neutral protection and GFCI protection for 120, 240, or 208V receptacles.

③ Jobsite Lighting

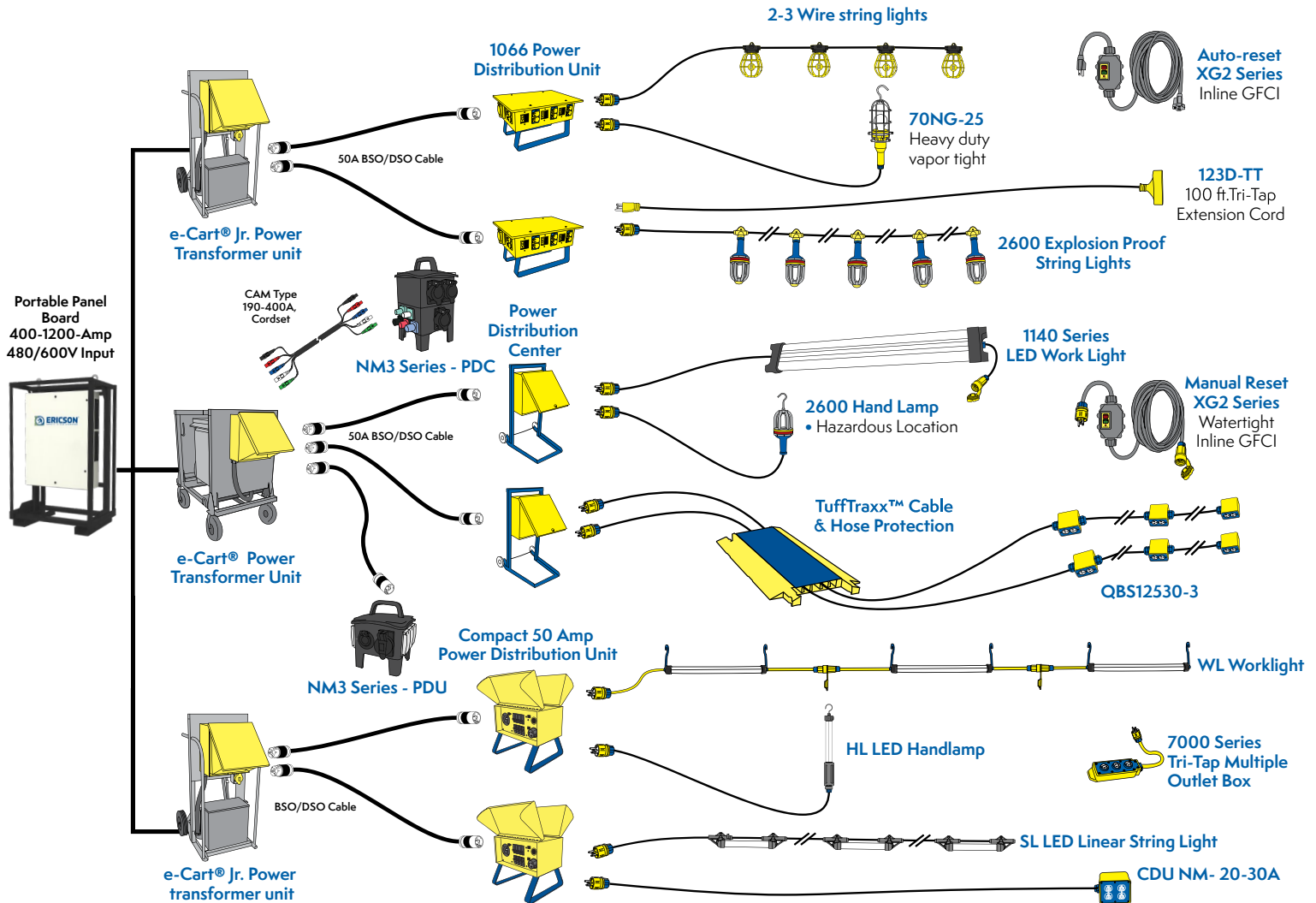
Lighting

Ericson provides a myriad of lighting solutions, from stringlights and baylights to handlamps and hazardous area fixtures.

④ Portable Power

Cordsets

Factory assembled solutions provide safe, reliable NEC, and OSHA Code Compliant GFCI & AEGCP cordsets.



XG2 Series Inline GFCI

Portable Power

XG2, G200 & 7000 Series



XG2-14-2S



XG2-12-2W-15




XG2-12-2TT



XG2-12-4W-CPH




XG2-12-2BW-15-UGP



XG2-12-2BW

Industry Leading Features:

- cETLus listed for US and Canada
- NOM listed for Mexico
- Complies with the latest US, Canadian & Mexico Requirements for Self Testing GFCI & Open Neutral Protection
- 15-20A, 120-Volt, 20-30A, 240-Volt
- Available in Auto and Manual Reset Options
- Exceeds NEMA 4X & 6P water ingress protection
- Available with Hazardous Location plug & connector
 - A variety of 15-30A custom configurations are available
 - Available in 15 & 20A GFCI-Y & W


 **Industry Leading, Ericson Exclusive**



Unique Features:



Exceeds NEMA 4X Face and NEMA 6P Submersible Requirements
UL943-5th Edition Self-Testing Module with Open Neutral Protection



Available in
GFCI-Y & W

Portable Power - XG2, 15-Amp 120-Volt In-line GFCI Cordsets

Selection Guide:



Part number	Reset Type	Overall Length	Primary Plug	Secondary Connector
15 Amp Models				
NEMA 5-15 Plug to 5-15 Connector				
XG2-14-2S *	AUTO	2	5-15P Molded	Molded 5-15C
XG2-14-25S *	AUTO	25	5-15P Molded	Molded 5-15C
NEMA 5-15 Plug to 5-15 Tri-Tap Connector				
XG2-12-2TT	AUTO	2	5-15P Molded	5-15C TRI-TAP
XG2-12-50TT	AUTO	50	5-15P Molded	5-15C TRI-TAP
NEMA 5-15 Plug to NEMA 5-15 Connector				
XG2-12-2G-15	AUTO	2	5-15P Perma-Grip	5-15C Perma-Grip
XG2-12-10G-15	AUTO	10	5-15P Perma-Grip	5-15C Perma-Grip
XG2-12-25G-15	AUTO	25	5-15P Perma-Grip	5-15C Perma-Grip
XG2-14-25G	AUTO	25	5-15P Perma-Grip	5-15C Perma-Grip
XG2-12-50G-15	AUTO	50	5-15P Perma-Grip	5-15C Perma-Grip
XG2-12-2G-MR-15	MANUAL	2	5-15P Perma-Grip	5-15C Perma-Grip
XG2-12-25G-MR-15	MANUAL	25	5-15P Perma-Grip	5-15C Perma-Grip
NEMA 5-15 Plug to NM 6000 Box & (2) NEMA 5-15 Duplex Receptacles				
XG2-12-2B-15	AUTO	2	5-15P Molded	(2) 5-15R Duplex in 6000 Box
XG2-12-10B-15	AUTO	10	5-15P Molded	(2) 5-15R Duplex in 6000 Box
XG2-12-25B-15	AUTO	25	5-15P Molded	(2) 5-15R Duplex in 6000 Box
XG2-12-50B-15	AUTO	50	5-15P Molded	(2) 5-15R Duplex in 6000 Box
XG2-12-10B-MR-15	MANUAL	10	5-15P Molded	(2) 5-15R Duplex in 6000 Box
XG2-12-50B-MR-15	MANUAL	50	5-15P Molded	(2) 5-15R Duplex in 6000 Box
NEMA 5-15 Plug to Blunt Secondary				
XG2R-12-2BS-15	AUTO	2	5-15P Molded	Blunt end
XG2R-12-10BS-15	AUTO	10	5-15P Molded	Blunt end
XG2R-12-25BS-15	AUTO	25	5-15P Molded	Blunt end
XG2R-12-50BS-15	AUTO	50	5-15P Molded	Blunt end
XG2R-12-25BS-MR-15	MANUAL	25	5-15P Molded	Blunt end
XG2R-12-50BS-MR-15	MANUAL	50	5-15P Molded	Blunt end
Blunt Primary to Blunt Secondary				
XG2R-12-25BB-MR-LP	MANUAL	25	Blunt end	Blunt end
NEMA 5-15 Industrial Grade Watertight Plug to NEMA 5-15 Industrial Grade Watertight Connector				
XG2-12-2W-15	AUTO	2	5-15P Perma-Tite	5-15C Perma-Tite
XG2-12-10W-15	AUTO	10	5-15P Perma-Tite	5-15C Perma-Tite
XG2-12-25W-15	AUTO	25	5-15P Perma-Tite	5-15C Perma-Tite
XG2-12-50BW-15	AUTO	50	5-15P Perma-Tite	5-15C Perma-Tite
XG2-12-50W-15	AUTO	50	5-15P Perma-Tite	5-15C Perma-Tite
XG2-12-2W-MR-15	MANUAL	2	5-15P Perma-Tite	5-15C Perma-Tite
XG2-12-10W-MR-15	MANUAL	10	5-15P Perma-Tite	5-15C Perma-Tite
XG2-12-50W-MR-15	MANUAL	50	5-15P Perma-Tite	5-15C Perma-Tite
NEMA 5-15 Industrial Grade Watertight Plug to NM 6000 Box & (2) NEMA 5-15 Duplex Receptacles with Weather Proof Cover				
XG2-12-2BW-15	AUTO	2	5-15P Perma-Tite	(2) 5-15R Duplex in 6000 Box
XG2-12-25BW-15	AUTO	25	5-15P Perma-Tite	(2) 5-15R Duplex in 6000 Box
XG2-12-2BW-MR-15	MANUAL	2	5-15P Perma-Tite	(2) 5-15R Duplex in 6000 Box
Hazardous Location Plug to NM 6000 Box & (2) NEMA 5-15 Duplex Receptacles with Weather Proof Cover				
XG2-12-2BW-15	AUTO	2	5-15P Perma-Tite	(2) 5-15R Duplex in 6000 Box
XG2-12-25BW-15	AUTO	25	5-15P Perma-Tite	(2) 5-15R Duplex in 6000 Box
XG2-12-2BW-MR-15	MANUAL	2	5-15P Perma-Tite	(2) 5-15R Duplex in 6000 Box
Hazardous Location Plug to NM 6000 Box & (2) NEMA 5-15 Duplex Receptacles with Weather Proof Cover				
XG2-12-2BW-15-UGP15231	AUTO	2	XP 5-15P HAZ LOC	(2) 5-15R Duplex in 6000 Box

* 14/3 cable. All others 12/3.

Portable Power - XG2, 20-Amp 120-Volt In-line GFCI Cordsets



Selection Guide:

Part Number	Reset Type	Overall Length	Primary Plug	Secondary Connector
20 Amp Models				
NEMA 5-20 Industrial Grade Plug & Connector				
XG2-12-2G	AUTO	2	5-20P Perma-Grip	5-20C Perma-Grip
XG2-12-10G	AUTO	10	5-20P Perma-Grip	5-20C Perma-Grip
XG2-12-25G	AUTO	25	5-20P Perma-Grip	5-20C Perma-Grip
XG2-12-50G	AUTO	50	5-20P Perma-Grip	5-20C Perma-Grip
XG2-12-2G-MR	MANUAL	2	5-20P Perma-Grip	5-20C Perma-Grip
XG2-12-10G-MR	MANUAL	10	5-20P Perma-Grip	5-20C Perma-Grip
XG2-12-50G-MR	MANUAL	50	5-20P Perma-Grip	5-20C Perma-Grip
NEMA 5-20 Industrial Grade Locking Plug & Connector				
XG2-12-2G-LKG	AUTO	2	L5-20P Perma-Grip	L5-20C Perma-Grip
XG2-12-2W-LKG	AUTO	2	L5-20P Perma-Tite	L5-20C Perma-Tite
XG2-12-10W-LKG	AUTO	10	L5-20P Perma-Tite	L5-20C Perma-Tite
XG2-12-25G-LKG	AUTO	25	L5-20P Perma-Grip	L5-20C Perma-Grip
XG2-12-25W-LKG	AUTO	25	L5-20P Perma-Tite	L5-20C Perma-Tite
XG2-12-50W-LKG	AUTO	50	L5-20P Perma-Tite	L5-20C Perma-Tite
XG2-12-2W-MR-LKG	MANUAL	2	L5-20P Perma-Tite	L5-20C Perma-Tite
XG2-12-10W-MR-LKG	MANUAL	10	L5-20P Perma-Tite	L5-20C Perma-Tite
NEMA 5-20 Industrial Grade Plug to NM 6000 Box & (2) NEMA 5-20 Duplex Receptacles				
XG2-12-2B	AUTO	2	5-20P Perma-Grip	(2) 5-20R Duplex in 6000 box
XG2-12-10B	AUTO	10	5-20P Perma-Grip	(2) 5-20R Duplex in 6000 box
XG2-12-25B	AUTO	25	5-20P Perma-Grip	(2) 5-20R Duplex in 6000 box
XG2-12-50B	AUTO	50	5-20P Perma-Grip	(2) 5-20R Duplex in 6000 box
XG2-12-2B-MR	MANUAL	2	5-20P Perma-Grip	(2) 5-20R Duplex in 6000 box
NEMA 5-20 Industrial Grade Watertight Plug & Industrial Grade Watertight Connector				
XG2-12-2W	AUTO	2	5-20P Perma-Tite	5-20C Perma-Tite
XG2-12-10W	AUTO	10	5-20P Perma-Tite	5-20C Perma-Tite
XG2-12-25W	AUTO	25	5-20P Perma-Tite	5-20C Perma-Tite
XG2-12-50W	AUTO	50	5-20P Perma-Tite	5-20C Perma-Tite
XG2-12-2W-MR	MANUAL	2	5-20P Perma-Tite	5-20C Perma-Tite
NEMA 5-20 Industrial Grade Watertight Plug to NM 6000 Box & (2) NEMA 5-20 Duplex Receptacles with Weather Proof Cover				
XG2-12-2BW	AUTO	2	5-20P Perma-Tite	(2) 5-20R Duplex in 6000 box
XG2-12-10BW	AUTO	10	5-20P Perma-Tite	(2) 5-20R Duplex in 6000 box
XG2-12-25BW	AUTO	25	5-20P Perma-Tite	(2) 5-20R Duplex in 6000 box
XG2-12-50BW	AUTO	50	5-20P Perma-Tite	(2) 5-20R Duplex in 6000 box
XG2-12-25BW-MR	MANUAL	25	5-20P Perma-Tite	(2) 5-20R Duplex in 6000 box
Hazardous Location Plug to Non Hazardous Location Industrial Grade Watertight Connector				
XG2-12-2W-UGP20231	AUTO	2	XP 5-20P HAZ LOC	5-20C Perma-Tite
XG2-12-4W-CPH-3023BC	AUTO	4	XP 30A HAZ LOC	5-20C Perma-Tite
XG2-12-4W-MR-CPH-3023BC	MANUAL	4	XP 30A HAZ LOC	5-20C Perma-Tite

XG2 Custom Design Form

Use the table and spaces below to customize your own GFCI In-line Cordset by typing or writing into the fields. Once complete, please forward to your Ericson Representative or Regional Business Development Team.



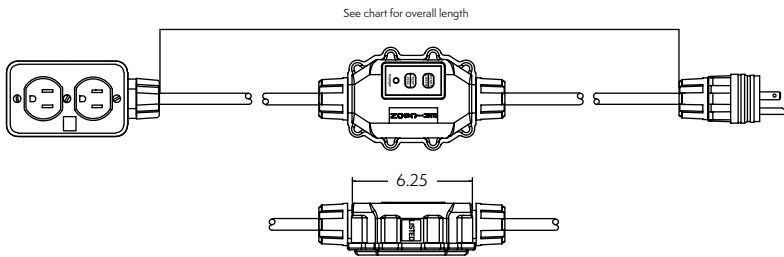
120

1

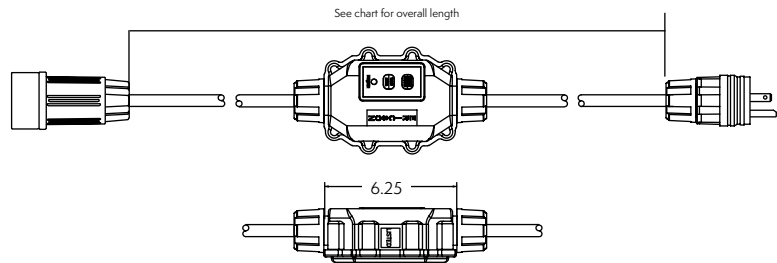
Voltage	Amps	Environmental Rating	Primary Plug	Primary Length	Reset Type	Overall Length	Secondary Connector
120V	15 20	Indoor = IND Outdoor = OUT	Blunt Molded Plug 5-15 = MP5-15 Straight Blade 15-20A = NP5-15, NP5-20 Locking L5-15, L5-20 = LP5-15, LP5-20 IEC - Pin & Sleeve - 20A = 320P4W Crouse-Hinds (add 15-20A catalog number) Appleton (add 15-20A plug catalog number) Killark (add 15-20A plug catalog number) Meltric (add 15-20A plug catalog number)	1 ft	Automatic = A Manual = M	2' = 02 10' = 10 25' = 25 50' = 50 Custom = 02 - 50	Blunt Straight Blade 15-20A = NC5-15, NC5-20 Locking L5-15, L5-20 = LC5-15, LC5-20 IEC - Pin & Sleeve - 20A = 320C4W Crouse-Hinds (add 15-20A catalog number) Appleton (add 15-20A plug catalog number) Killark (add 15-20A plug catalog number) Meltric (add 15-20A plug catalog number) 7000 TriPlex - select secondary configuration e.g., 7000-L520

Product Outlines:

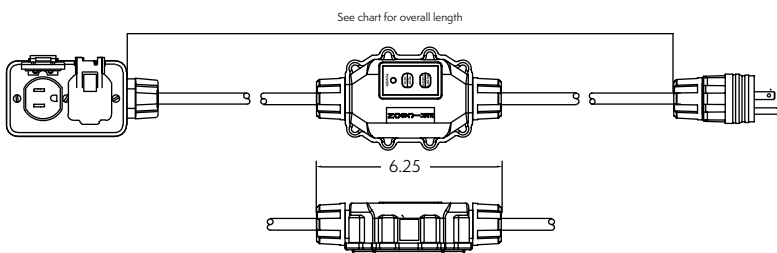
XG2-12-2B



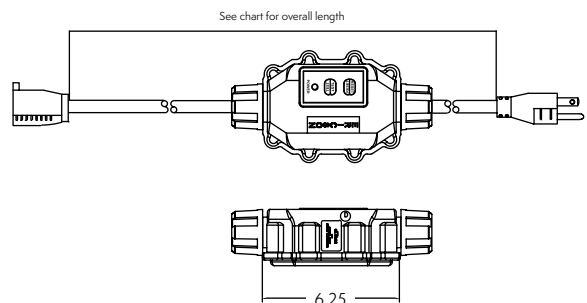
XG2-12-XXW



XG2-14-XXBW



XG2-14 -XS






G200 Series

20 & 30-Amp, 240V Manual Reset In-Line GFCI



Industry Leading Features:

- cETLus listed for US and Canada
- Complies with the latest US, Canadian & Mexico Requirements for Self Testing GFCI & Open Neutral Protection- UL943-5th Edition, UL1640, CSA22.1
- 20-30A, 240v, Manual Reset
- 20-30A custom configurations are available in a variety of primary and secondary connections & lengths (see pg 7)
- G200 GFCI module only accepts 12/3 or 10/3 SOW
- Available with Hazardous Location plug & connectors
- Several standard and custom configurations available

 **Industry Leading, Ericson Exclusive**



Selection Guide:

Part Number	Amps	Reset Type	Overall Length	Primary Plug	Secondary Connector
Bare Unit					
G200	20-30	Manual	None	None	None
Industrial Grade Indoor Plug & Connector					
20 Amp Models					
G200-12-2G-L620	20	Manual	2	L6-20 Plug	L6-20 Connector
G200-12-25G-L620	20	Manual	25	L6-20 Plug	L6-20 Connector
G200-12-50G-L620	20	Manual	50	L6-20 Plug	L6-20 Connector
30 Amp Models					
G200-10-2G-L630	30	Manual	2	L6-30 Plug	L6-30 Connector
G200-10-25G-L630	30	Manual	25	L6-30 Plug	L6-30 Connector
G200-10-50G-L630	30	Manual	50	L6-30 Plug	L6-30 Connector
Industrial Grade Watertight Plug & Connector					
20 Amp Models					
G200-12-2W-L620	20	Manual	2	L6-20 Watertight Plug	L6-20 Watertight connector
G200-12-25W-L620	20	Manual	25	L6-20 Watertight Plug	L6-20 Watertight connector
G200-12-50W-L620	20	Manual	50	L6-20 Watertight Plug	L6-20 Watertight connector
30 Amp Models					
G200-10-2W-L630	30	Manual	2	L6-30 Watertight Plug	L6-30 Watertight connector
G200-10-25W-L630	30	Manual	25	L6-30 Watertight Plug	L6-30 Watertight connector
G200-10-50W-L630	30	Manual	50	L6-30 Watertight Plug	L6-30 Watertight connector



G200 Custom Design Form

Please complete the form below and send to your Ericson Representative or directly to your Ericson Channel & Applications Team at sales@ericson.com.

240

1

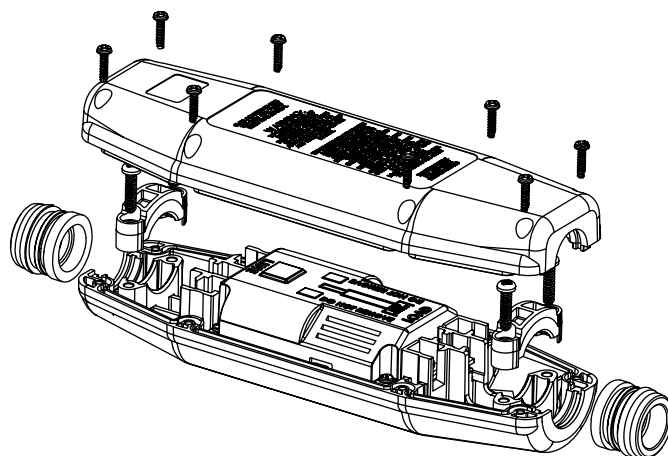
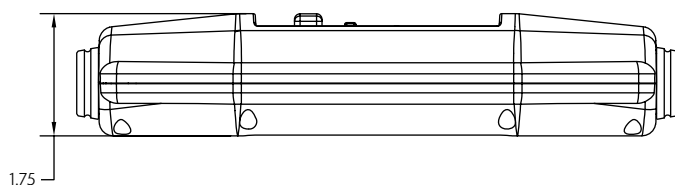

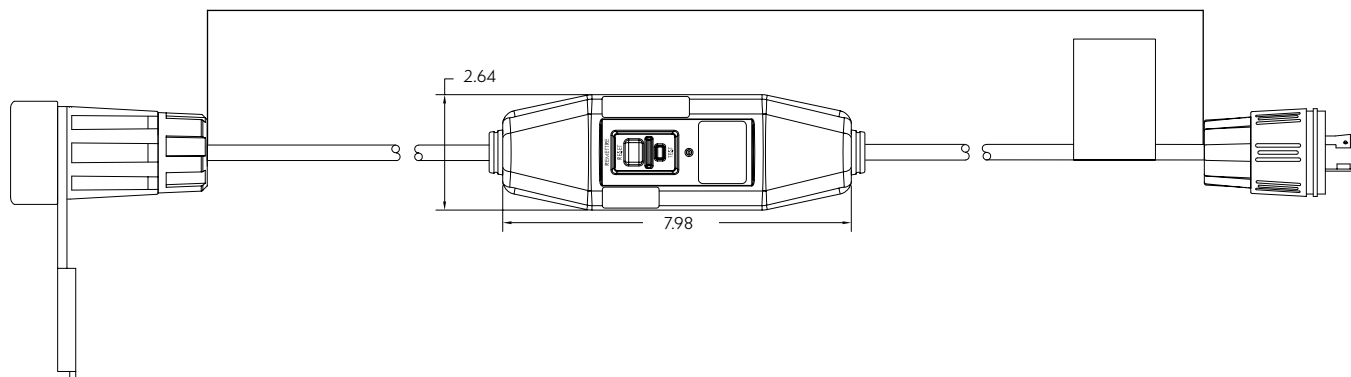
M

Voltage	Amps	Environmental Rating	Primary Plug	Primary Length	Reset Type	Overall Length	Secondary Connector
240V	20 30	Indoor = IND Outdoor = OUT	Blunt = Blunt L6-20, L6-30 = LP6-XX IEC - Pin & Sleeve - 20-30A . e.g. 20A, 240V = 320P6W Crouse-Hinds (add 15-30A, 240V catalog number) Appleton (add 20-30A, 240V plug catalog number) Killark (add 20-30A, 240V plug catalog number) Meltric (add 20-30A, 240V plug catalog number)	1ft	Manual = M	2' = 02 10' = 10 25' = 25 50' = 50 Custom = 02 - 50	Blunt = Blunt Locking L6-20, L6-30 = LC6-XX 7000 TriPlex - select secondary configuration e.g 7000 - L6-20, L6-30 IEC - Pin & Sleeve - 20-30A . e.g. 20A, 240V = 320C6W Crouse-Hinds (add 20-30A, 240V catalog number) Appleton (add 20-30A, 240V plug catalog number) Killark (add 20-30A, 240V plug catalog number) Meltric (add 20-30A, 240V plug catalog number)

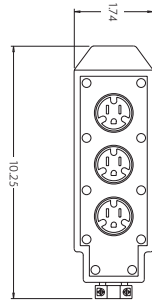
Product Outlines:

G200

See chart for overall length



7000 Series



Industry Leading Features:

- ☛ Complies with the latest US, Canadian & Mexico Requirements for Self Testing GFCI & Open Neutral Protection- UL943-5th Edition, UL1640, CSA22.1
- ☛ Available in Auto and Manual Reset Options
- ☛ XG2 GFCI Module Exceeds NEMA 4X & 6P water ingress protection
- ☛ 15-20A custom straight blade & locking configurations are available in a variety of primary and secondary connections & lengths (see pg 8)
 - Available with Hazardous Location plug & connector
- ☛ Secondary cord available in a variety of lengths
- ☛ Molded of rugged thermoplastic elastomer (TPE)
- ☛ Resists jobsite chemicals and oils
 - Cover plate and non-conductive cord clamp molded from impact & chemical resistant PBT



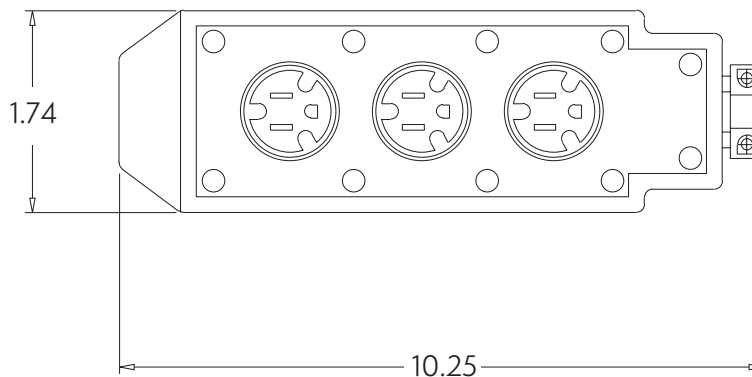
Industry Leading, Ericson Exclusive

Selection Guide:

Amp	Voltage	Plug & Receptacle NEMA Configuration	Tri-Plex Only ¹	Factory Assembled Tri-Plex				Factory Assembled Tri-Plex GFCI, Auto Reset	
				#12/3 SOW		#14/3 SOW		#12/3 SJTW	
				25 ^{***}	50 ^{***}	25 ^{***}	50 ^{***}	25 [†]	50 [†]
15	125	5-15	7000	7000-25-2	7000-50-2	7000-25-4	7000-50-4	7000-25-4GF	7000-50-4GF
20	125	5-20	7002	7002-25-2	7002-50-2	---	---	7002-25-2GF	7002-50-2GF
15	250	6-15	7004	7004-25-2	7004-50-2	7004-25-4	7004-50-4	---	---
20	250	6-20	7006	7006-25-2	7006-50-2	---	---	---	---
15	125	L5-15	7008	7008-25-2	7008-50-2	7008-25-4	7008-50-4	---	---
20	250	L6-15	7010	7010-25-2	7010-50-2	7010-25-4	7010-50-4	---	---
20	125	L5-20	7020	7020-25-2	7020-50-2	---	---	7020-25-2GF	7020-50-2GF
20	250	L6-20	7022	7022-25-2	7022-50-2	---	---	---	---
20	277	L7-20	7024	7024-25-2	7024-50-2	---	---	---	---

* See page 8 for custom configurations.

7000 Series Dimensions



1075 Series

20-Amp, 120-Volt Panel Mounted GFCI

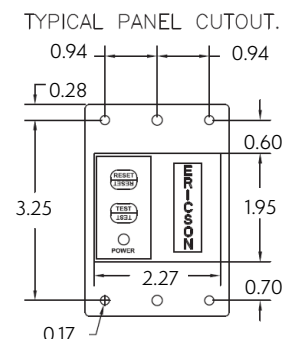


Industry Leading Features:

- cETLus listed for US and Canada
- NOM listed for Mexico
- Complies with the latest US, Canadian & Mexico Requirements for Self Testing GFCI & Open Neutral Protection- UL943-5th Edition, UL1640, CSA22.1
- Manual and Automatic Power-up Options
- Impact Resistant Polycarbonate Case
- Panel Mount and Field Replaceable PDU Options
- **Industry Leading, Ericson Exclusive**



1075 Series Dimensions



Catalog Number	Reset Type*	Description	Volts	Amps	Watts
1075-AR	Auto	Panel Mount GFCI	120V	20A	2400
1075-ARKIT*	Auto				
1075-MR	Manual				
1075-MRKIT*	Manual				

*ARKITS include wire connectors.

1060 Series Multiple Outlet Portable GFCI

120-Volt, 15 & 20-Amp, Straight & Locking Configurations



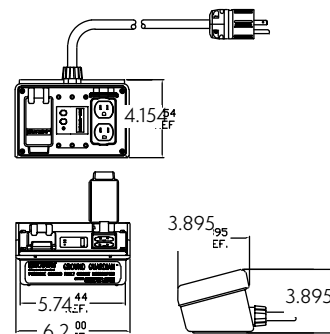
Industry Leading Features:

- Complies with the latest US, Canadian & Mexico Requirements for Self Testing GFCI & Open Neutral Protection
- UL943-5th Edition - Self testing Compliance
- Weather resistant polycarbonate, impact resistant enclosure, resists jobsite chemicals and oils
- GFCI unit with sealed NEMA 4X rated face and buttons
- Available in Auto and Manual Reset Options
- 15-20A straight blade & locking configurations

Industry Leading, Ericson Exclusive




1060 Series Dimensions



Part Number	Voltage	Amperage	Primary Plug	Primary Cord		Reset Type	Protected Receptacles
				Length	Type		
1060 Series with Weather Proof Duplex Receptacles							
1060	120	15	5-15	6'	12/3 SOW	Auto	(2) 5-15 duplex
1061	120	15	L5-15	6'	12/3 SOW	Auto	(2) L5-15 duplex
1062	120	20	5-20	6'	12/3 SOW	Auto	(2) 5-20 duplex

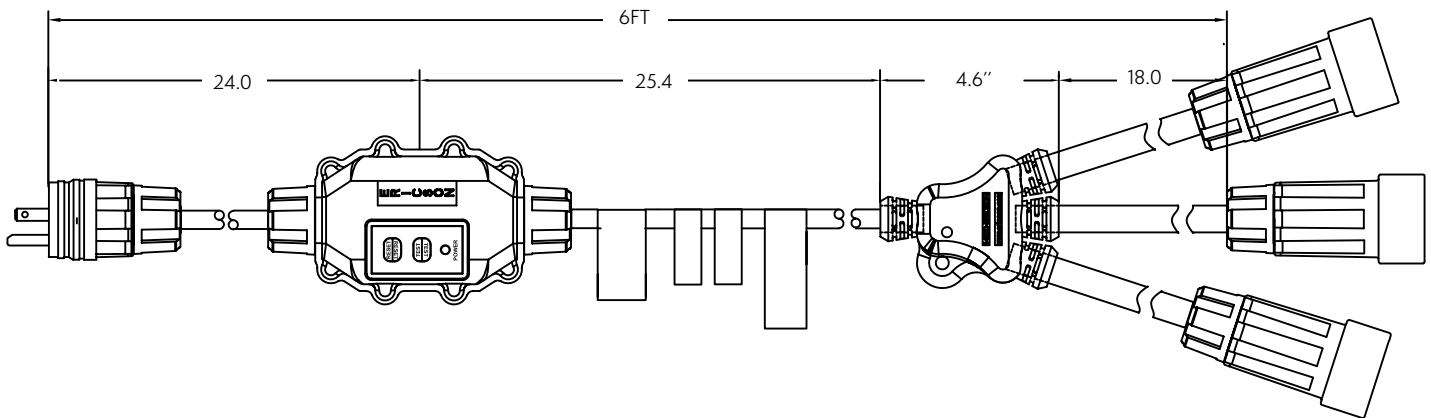
XG2 Y & W Series

15 & 20-Amp, 120V GFCI Y & W Configurations



Part Number*	Amps	Industrial Grade Watertite Plug	Cord Type	Primary Length (ft)	Secondary Length (ft)	Industrial Grade Watertite Connectors
Outdoor 15-Amp with 12/3 SEOW Cord						
2634-B2-GFCI	15	5-15P	BLACK 12/3 SJOOW	1.5	1.5	(2) 5-15C
2634-D2-GFCI	15	L5-15P	BLACK 12/3 SJOOW	1.5	1.5	(2) L5-15C
Outdoor 20-Amp with 12/3 SEOW Cord						
2634-P1-GFCI	20	5-20P	BLACK 12/3 SJOOW	1.5	1.5	(2) 5-20C
2634-F1-GFCI	20	L5-20P	BLACK 12/3 SJOOW	1.5	1.5	(2) L5-20C
Outdoor 15-Amp with 12/3 SEOW Yellow Cord						
2636-B2-GFCI	15	5-15P	BLACK 12/3 SJOOW	1.5	1.5	(3) 5-15C
2636-D2-GFCI	15	L5-15P	BLACK 12/3 SJOOW	1.5	1.5	(3) L5-15C
Outdoor 20-Amp with 12/3 SEOW Yellow Cord						
2636-P1-GFCI	20	5-20P	BLACK 12/3 SJOOW	1.5	1.5	(3) 5-20C
2636-F1-GFCI	20	L5-20P	BLACK 12/3 SJOOW	1.5	1.5	(3) L5-20C

XG2 Y & W Dimensions




Related Literature:

Scan QR codes below to view our related literature.



Related Products:

Digital catalog has clickable links below. Click on an image for more information.



[6100/3000 & 8000/3200
Series Boxes](#)



[Perma-Link](#)



[Perma-Grip](#)




[Perma-Tite](#)



[Smart Monitor](#)



[Industrial Cordsets](#)



[TuffTraxx™](#)



[Factory Assembled
Cordsets](#)

Notes:

[illegible]



Manufacturing Electrical Safety Products for over 100 years.

4323 Hamann Parkway
Willoughby, OH 44094
info@ericson.com
ericson.com
1.800.ERICSON
L1000891D

